



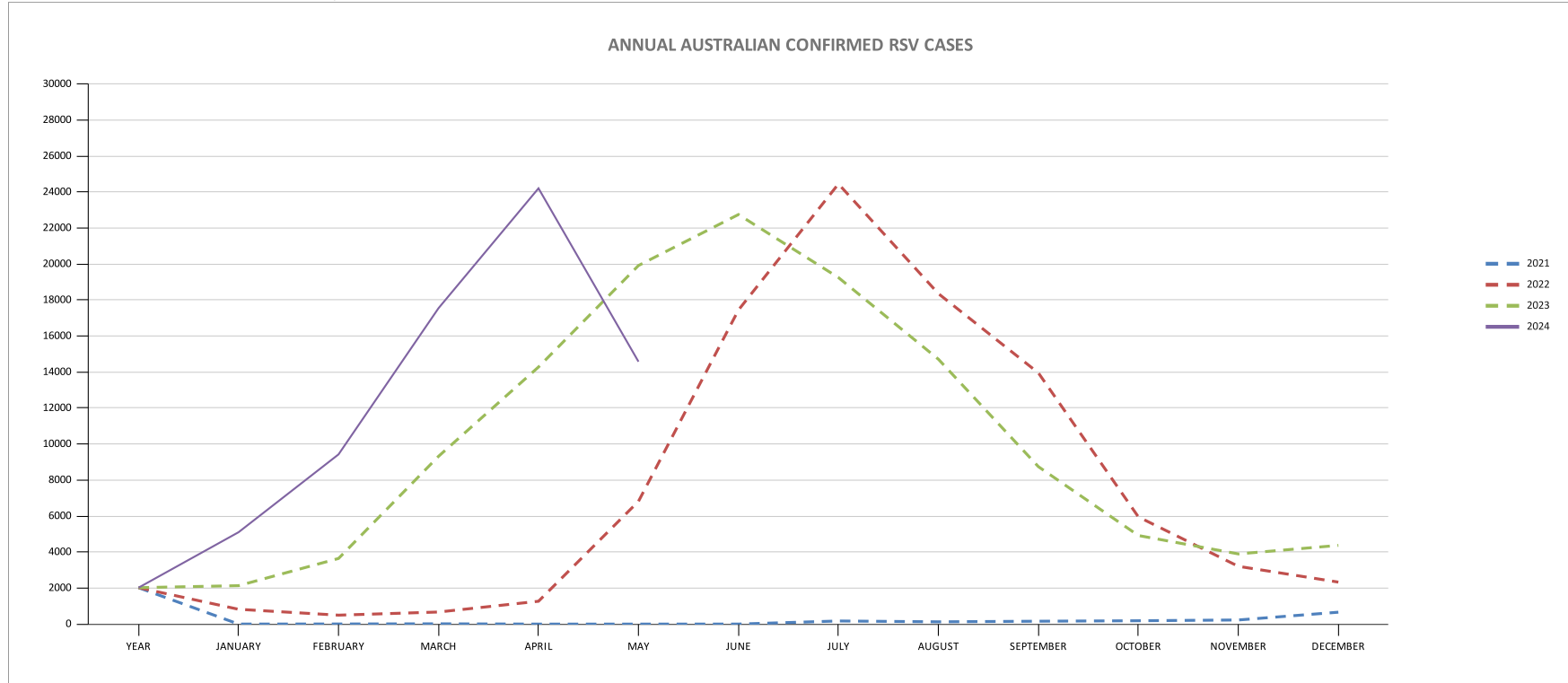
The Immunisation Coalition is the leading voice in whole-of-life immunisation in Australia, protecting all Australians against communicable diseases.

For more information, please visit our website: <https://www.immunisationcoalition.org.au/news-data/respiratory-syncytial-virus-rsv-statistics/>

ANNUAL AUSTRALIAN RESPIRATORY SYNCYTIAL VIRUS (RSV) STATISTICS

YEAR	JANUARY	FEBRUARY	MARCH	APRIL	MAY	JUNE	JULY	AUGUST	SEPTEMBER	OCTOBER	NOVEMBER	DECEMBER	TOTALS
2021	1	6	15	-	-	1	172	126	159	185	228	660	1,553
2022	822	496	670	1,268	6,819	17,448	24,452	18,356	13,953	5,954	3,208	2,332	95,778
2023	2,134	3,645	9,319	14,280	19,919	22,751	19,250	14,712	8,744	4,920	3,898	4,372	127,944
2024	5103	9427	17549	24208	14579								70866

LAST UPDATED: 20 May 2024

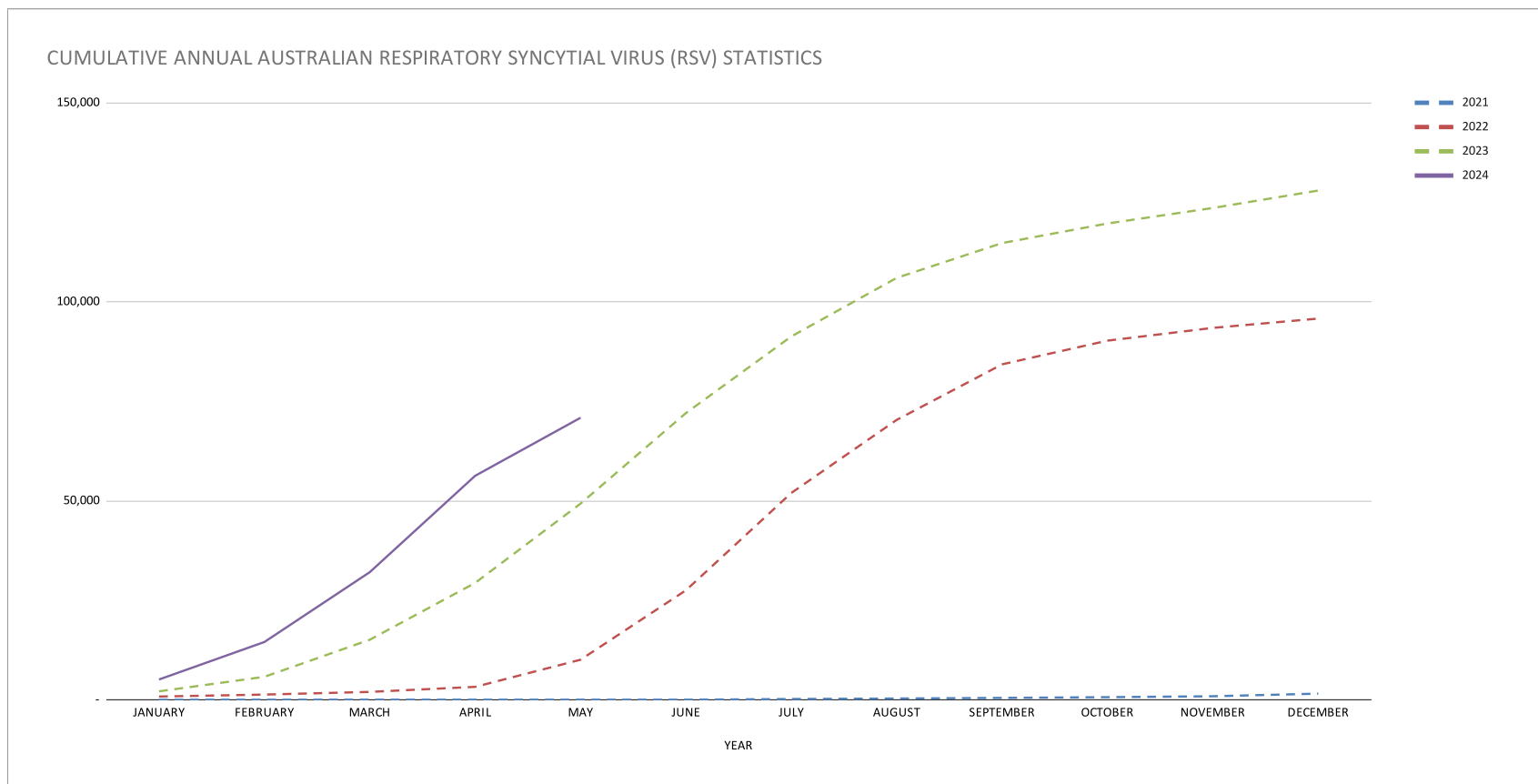


Reference: These statistics are taken from the Aust Government Department of Health, National Notifiable Diseases Surveillance System.

CUMULATIVE ANNUAL AUSTRALIAN RESPIRATORY SYNCYTIAL VIRUS (RSV) STATISTICS

YEAR	JANUARY	FEBRUARY	MARCH	APRIL	MAY	JUNE	JULY	AUGUST	SEPTEMBER	OCTOBER	NOVEMBER	DECEMBER
2021	1	7	22	22	22	23	195	321	480	665	893	1,553
2022	822	1,318	1,988	3,256	10,075	27,523	51,975	70,331	84,284	90,238	93,446	95,778
2023	2,134	5,779	15,098	29,378	49,297	72,048	91,298	106,010	114,754	119,674	123,572	127,944
2024	5,103	14,530	32,079	56,287	70,866							

LAST UPDATED: 20 May 2024

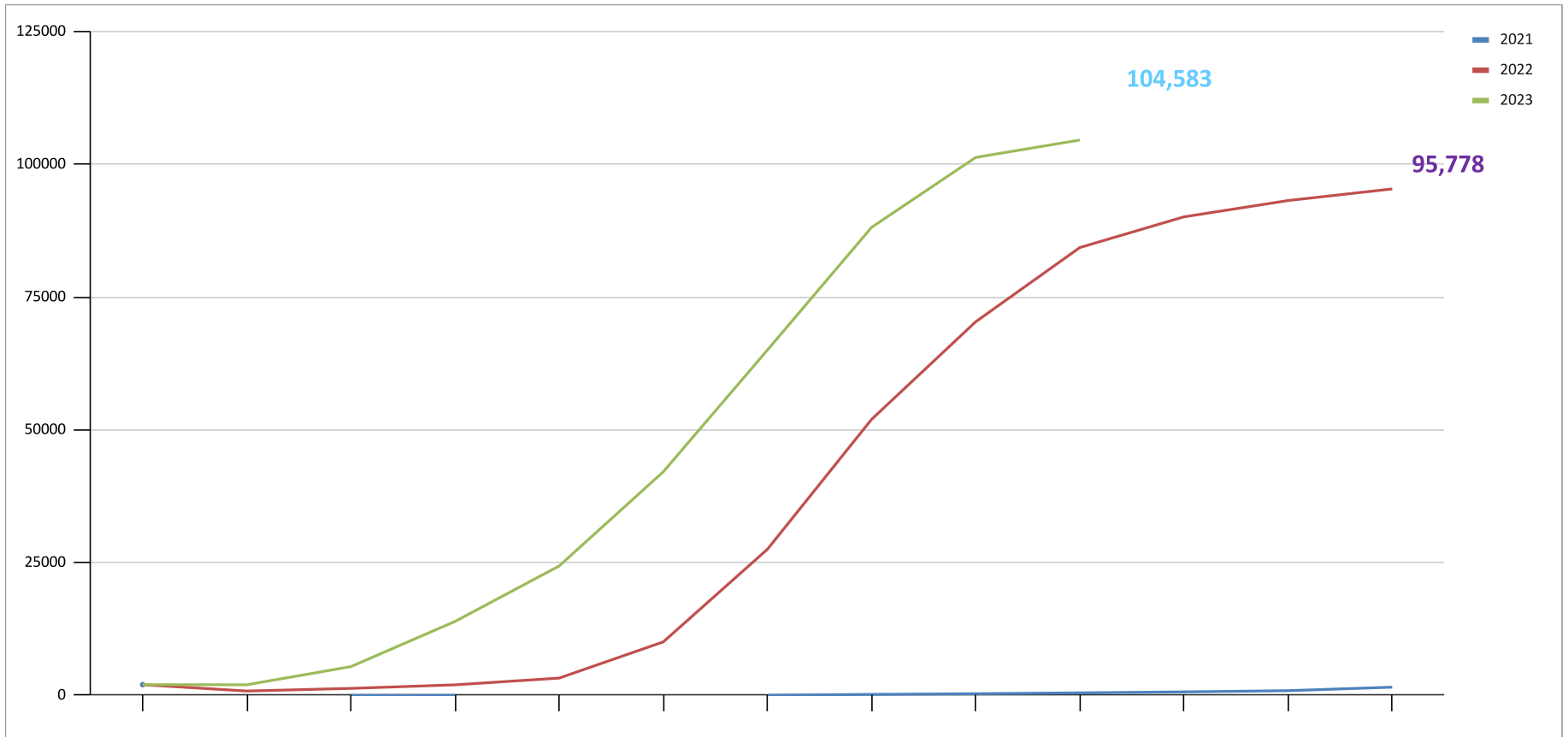


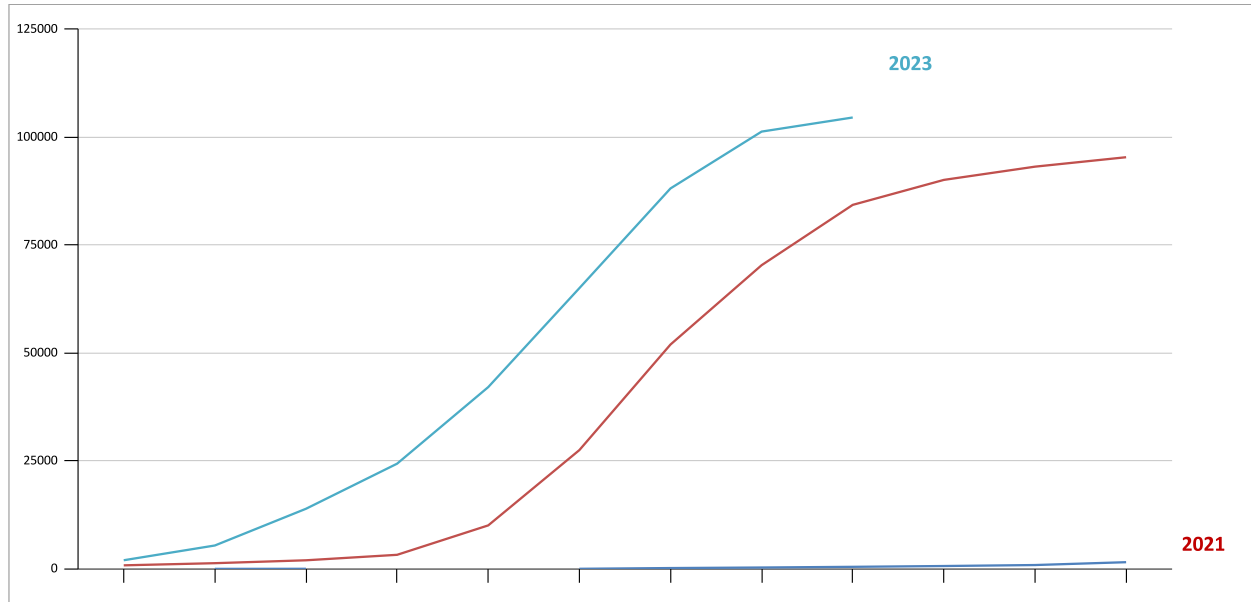
Reference: These statistics are taken from the Aust Government Department of Health, National Notifiable Diseases Surveillance System.

TOTAL CONFIRMED RSV CASES CONTINUING ANNUAL TOTALS:

YEAR	JAN	FEB	MAR	APR	MAY	JUN	JUL	AUG	SEPT	OCT	NOV	DEC	TOTAL
2021			5	20		21	193	319	478	663	891	1551	1551
2022	823	1321	1992	3261	10078	27521	51980	70361	84337	90122	93189	95376	95778
2023	2003	5420	13930	24377	42118	65042	88143	101314	104583				104,583

4 September 2023





Reference: These statistics are taken from the Aust Government Department of Health, National Notifiable Diseases Surveillance System.